

ECLISSE TWISTER

design Brian Rasmussen



ECLISSE SO TWISTER 200

ECLSOTW200

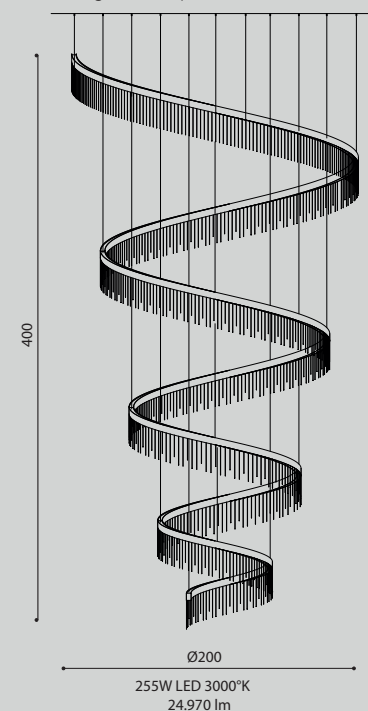
bronze/ bronzo

ECLSOTW200NE

black/ nero

ECLSOTW2000

brushed gold/ oro spazzolato



ECLISSE SO TWISTER 180

ECLSOTW180

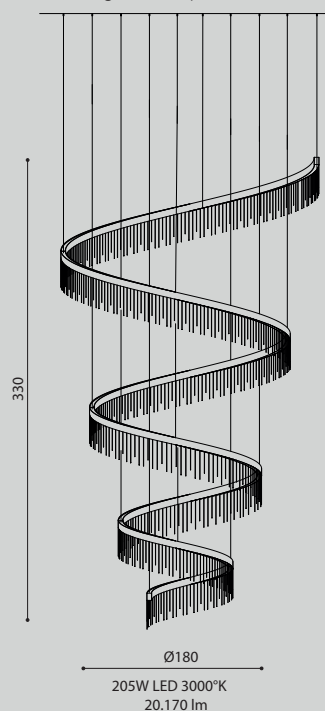
bronze/ bronzo

ECLSOTW180NE

black/ nero

ECLSOTW1800

brushed gold/ oro spazzolato



ECLISSE SO TWISTER 160

ECLSOTW160

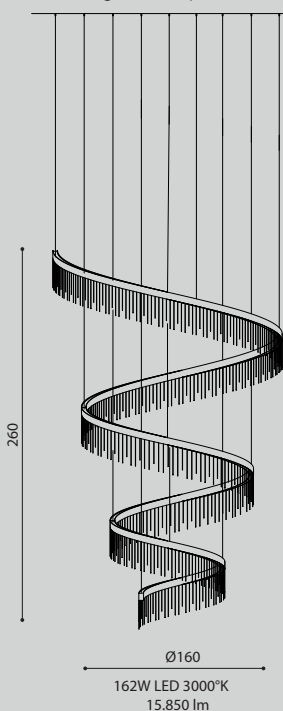
bronze/ bronzo

ECLSOTW160NE

black/ nero

ECLSOTW1600

brushed gold/ oro spazzolato



ECLISSE SO TWISTER 140

ECLSOTW140

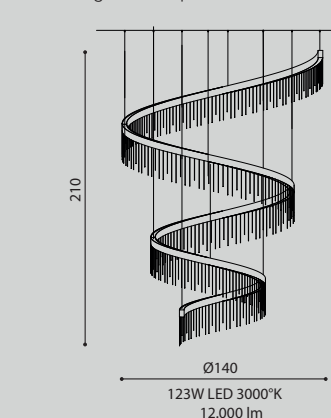
bronze/ bronzo

ECLSOTW140NE

black/ nero

ECLSOTW1400

brushed gold/ oro spazzolato



ECLISSE SO TWISTER 120

ECLSOTW120

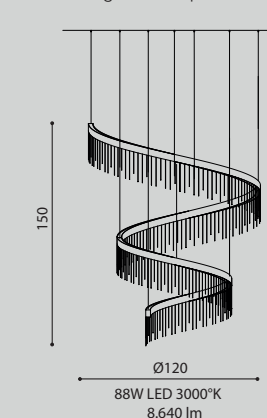
bronze/ bronzo

ECLSOTW120NE

black/ nero

ECLSOTW1200

brushed gold/ oro spazzolato



ECLISSE SO TWISTER 100

ECLSOTW100

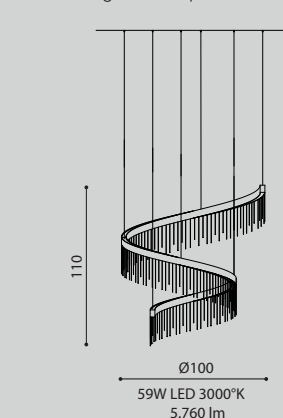
bronze/ bronzo

ECLSOTW100NE

black/ nero

ECLSOTW1000

brushed gold/ oro spazzolato



CODES ECLISSE GLASS

Codes ECLISSE GLASS ▶
code ECLISSE + a final **G** (glass) + **C** (crystal) or **A** (amber)
Es. Eclisse Twister SO 120 black structure/ amber glass ▶
ECLSOTW120NE ▶ **ECLSOTW120NEGA**


CODICI ECLISSE GLASS

Codici ECLISSE GLASS ▶ codice ECLISSE
+ alla fine **G** (glass) + **C** (cristallo) oppure **A** (ambra)
Es. Eclisse Twister SO 120 struttura nera/ vetro ambra ▶
ECLSOTW120NE ▶ **ECLSOTW120NEGA**


colors



brushed gold/
oro spazzolato



bronze/
bronzo



matt black RAL 9005/
nero opaco RAL 9005

material

metal structure &
crystal pendants

struttura in metallo e
pendenti in cristallo

symbols



CE

IP 20

ECLISSE twister column

ECLISSE SO TWISTER COLUMN 60 H200

ECLSOTWC60H200

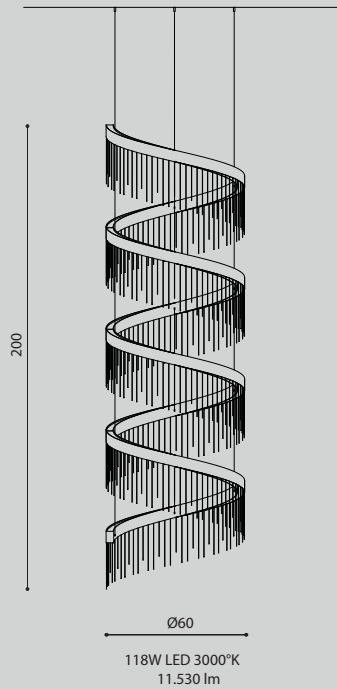
bronze/ bronzo

ECLSOTWC60H200NE

black/ nero

ECLSOTWC60H2000

brushed gold/ oro spazzolato



ECLISSE SO TWISTER COLUMN 60 H160

ECLSOTWC60H160

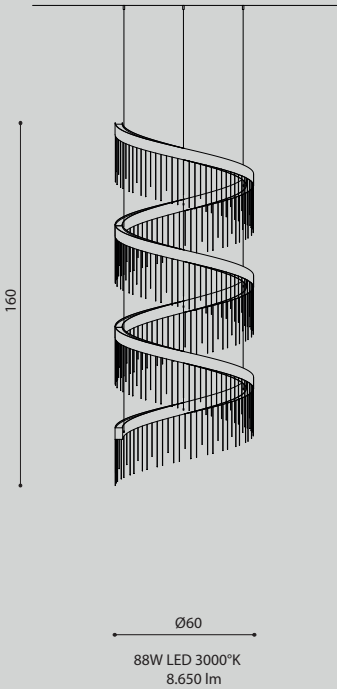
bronze/ bronzo

ECLSOTWC60H160NE

black/ nero

ECLSOTWC60H1600

brushed gold/ oro spazzolato



ECLISSE SO TWISTER COLUMN 60 H120

ECLSOTWC60H120

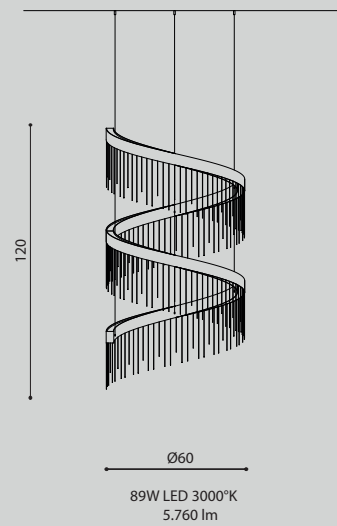
bronze/ bronzo

ECLSOTWC60H120NE

black/ nero

ECLSOTWC60H1200

brushed gold/ oro spazzolato



ECLISSE SO TWISTER COLUMN 60 H80

ECLSOTWC60H80

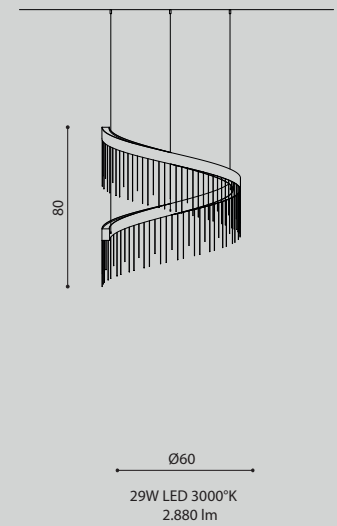
bronze/ bronzo

ECLSOTWC60H80NE

black/ nero

ECLSOTWC60H800

brushed gold/ oro spazzolato



ECLISSE twister double



ECLISSE SO TWISTER DOUBLE 160

ECLSOTWD160

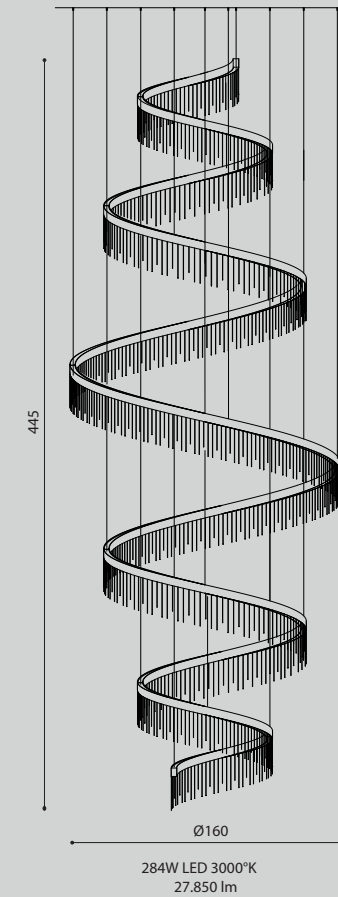
bronze/ bronzo

ECLSOTWD160NE

black/ nero

ECLSOTWD1600

brushed gold/ oro spazzolato



ECLISSE SO TWISTER DOUBLE 140

ECLSOTWD140

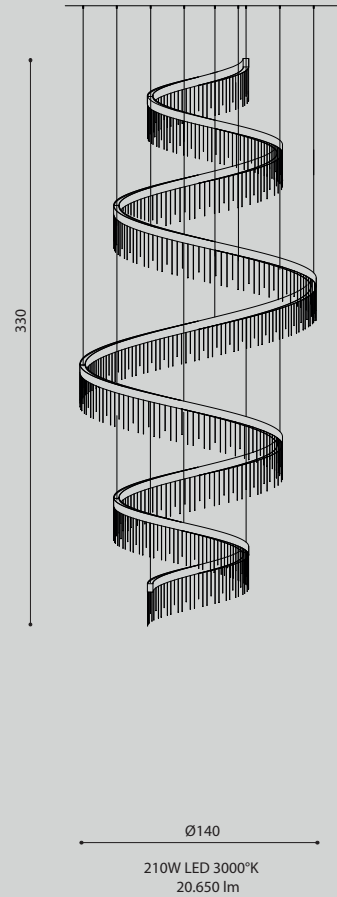
bronze/ bronzo

ECLSOTWD140NE

black/ nero

ECLSOTWD1400

brushed gold/ oro spazzolato



ECLISSE SO TWISTER DOUBLE 120

ECLSOTWD120

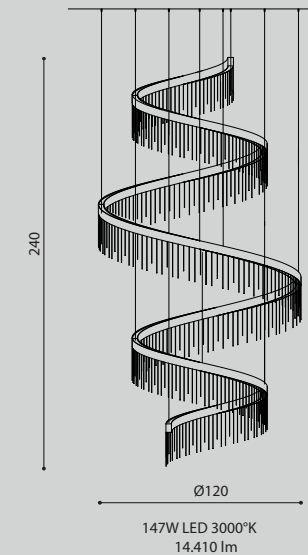
bronze/ bronzo

ECLSOTWD120NE

black/ nero

ECLSOTWD1200

brushed gold/ oro spazzolato



ECLISSE SO TWISTER DOUBLE 100

ECLSOTWD100

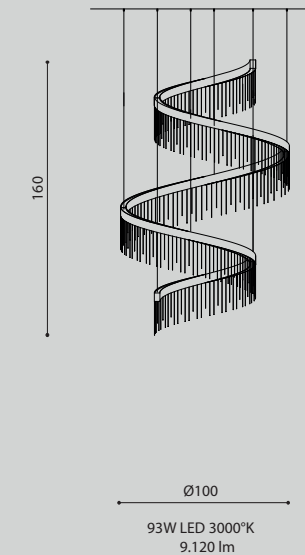
bronze/ bronzo

ECLSOTWD100NE

black/ nero

ECLSOTWD1000

brushed gold/ oro spazzolato



ECLISSE SO TWISTER DOUBLE 80

ECLSOTWD80

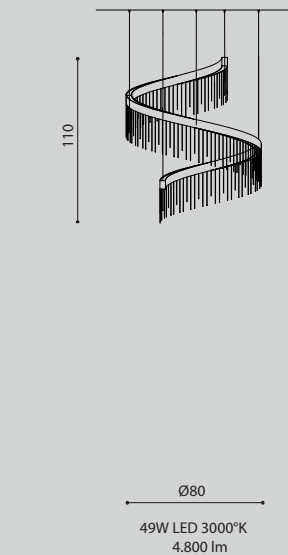
bronze/ bronzo

ECLSOTWD80NE

black/ nero

ECLSOTWD800

brushed gold/ oro spazzolato



CODES ECLISSE GLASS
code ECLISSE + a final **G** (glass) + **C** (crystal) or **A** (amber)
Es. Eclisse Twister COLUMN 60H120 bronze structure/ amber glass ▶
ECLSOTWC60H120 ▶ ECLSOTWC60H120GA

CODES ECLISSE GLASS
Codici ECLISSE GLASS ▶ codice ECLISSE
+ alla fine **G** (glass) + **C** (cristallo) oppure **A** (ambra)
Es. Eclisse Twister COLUMN 60H120 struttura bronzo/ vetro ambra ▶
ECLSOTWC60H120 ▶ ECLSOTWC60H120GA